


How House Is Built: Witness the Journey of Constructing a Dream Home

Owning a home is a dream for many people. It's a place to call your own, to raise a family, and to build memories. But what goes into building a house? What are the steps involved, and how long does it take?

In this article, we'll take you on a journey through the process of building a house, from start to finish. We'll discuss the planning, design, and construction phases, and we'll provide you with a timeline for each step.



How a House Is Built by Gail Gibbons

★★★★☆ 4.7 out of 5

Language : English

File size : 39053 KB

Screen Reader : Supported

Print length : 36 pages

FREE

DOWNLOAD E-BOOK



Planning Phase

The planning phase is the first and most important step in building a house. This is where you'll work with an architect or designer to create a plan for your home. The plan will include the layout of the house, the size and location of the rooms, and the materials that will be used.

During the planning phase, you'll also need to get building permits from the local government. These permits ensure that your house meets all safety and building codes.

Design Phase

Once you have a plan for your house, you can move on to the design phase. This is where you'll choose the finishes for your home, such as the flooring, countertops, and cabinets. You'll also choose the appliances that you want to install.

The design phase can be a lot of fun, but it's also important to stay within your budget. There are many ways to save money on the design of your home, such as choosing affordable materials and doing some of the work yourself.

Construction Phase

The construction phase is the most exciting and challenging part of building a house. This is where the plans and designs become a reality.

The construction phase typically begins with the foundation. The foundation is the support system for the entire house, so it's important to get it right. Once the foundation is in place, the framing can begin.

The framing is the skeleton of the house. It's made up of studs, joists, and rafters. Once the framing is complete, the exterior and interior walls can be installed.

The next step is to install the roof. The roof protects the house from the elements, so it's important to choose a durable material.

Once the roof is in place, the windows and doors can be installed. The windows and doors allow light and air into the house, and they also help to keep the house warm in the winter and cool in the summer.

The final step in the construction phase is to finish the interior of the house. This includes installing the flooring, countertops, cabinets, and appliances.


Timeline for Building a House

The timeline for building a house can vary depending on the size and complexity of the project. However, most houses can be built in six to nine months.

Here is a general timeline for building a house:

- Planning phase: 2-4 months
- Design phase: 1-2 months
- Construction phase: 6-9 months

Building a house is a major undertaking, but it can also be a rewarding experience. By following the steps outlined in this article, you can increase your chances of building a beautiful and durable home that you'll love for years to come.



How a House Is Built by Gail Gibbons

★★★★☆ 4.7 out of 5

Language : English

File size : 39053 KB


Screen Reader : Supported

Print length : 36 pages

FREE

DOWNLOAD E-BOOK





Lose Weight Without the Gym: Revolutionize Your Body and Health

In today's fast-paced world, finding the time and motivation to hit the gym can be a daunting task. However, losing weight and achieving a...



Unraveling the Enigmas of "The Naked Sun": A Journey into the Heart of Asimov's Gripping Robot Detective Saga

In the vast tapestry of science fiction, Isaac Asimov's "The Naked Sun" stands as a brilliant and enduring masterpiece. This captivating novel transports readers...